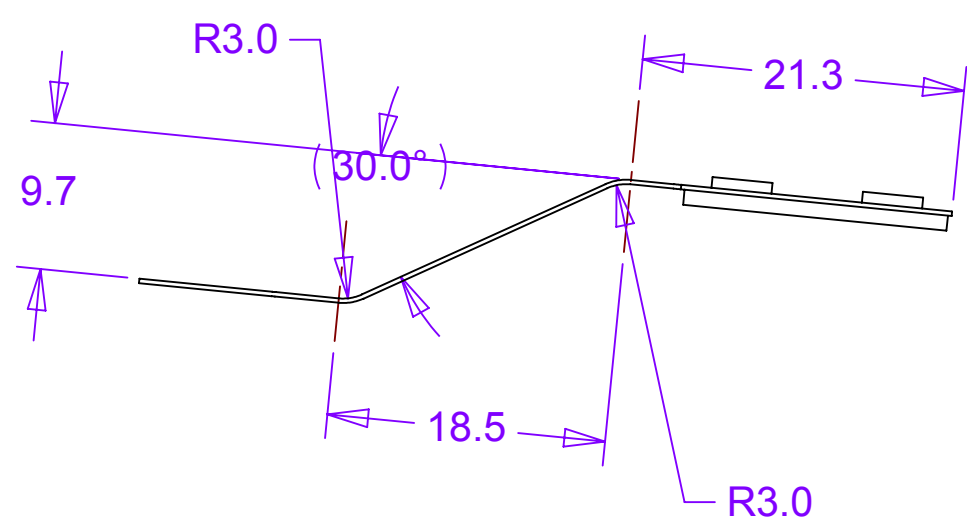
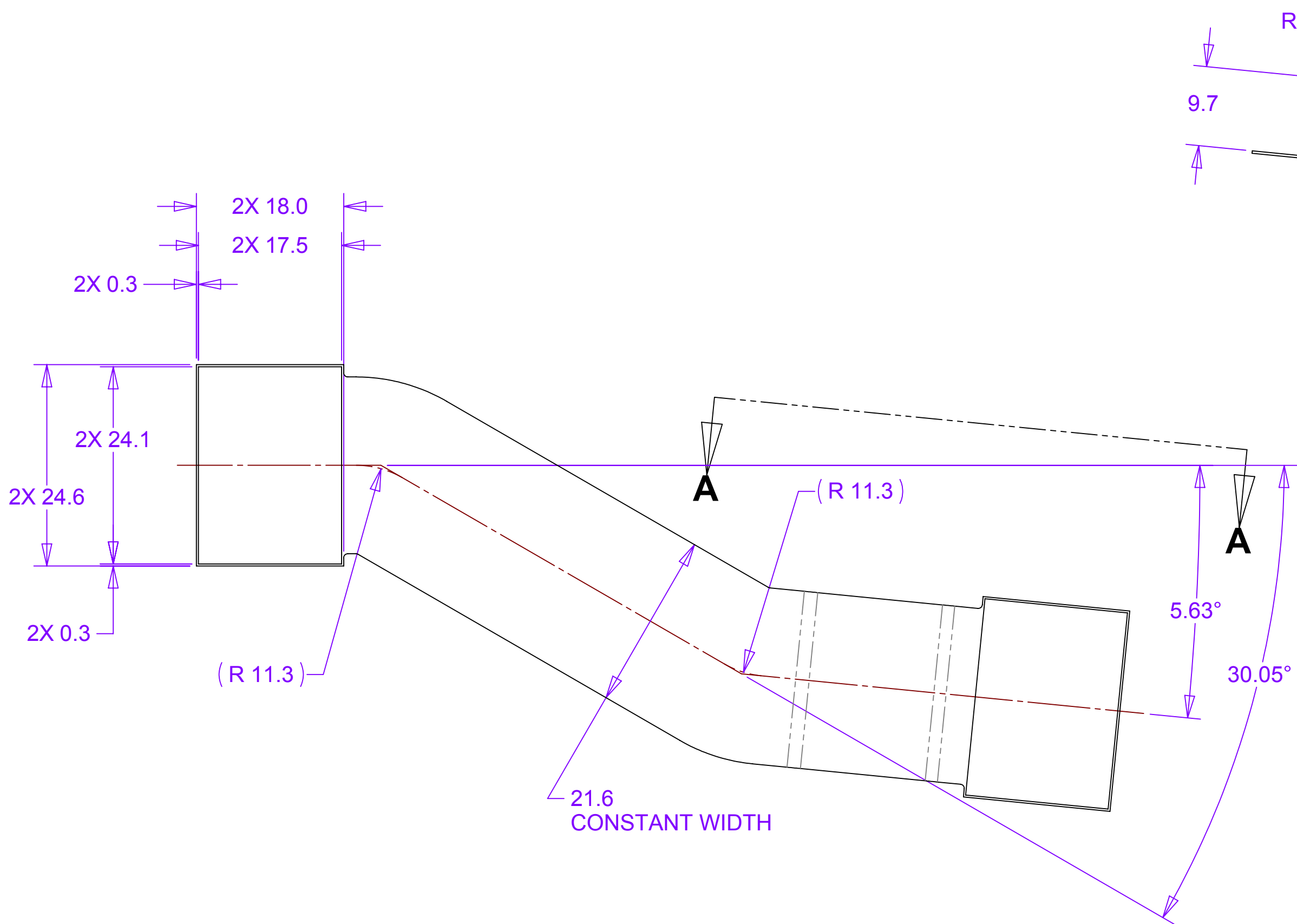
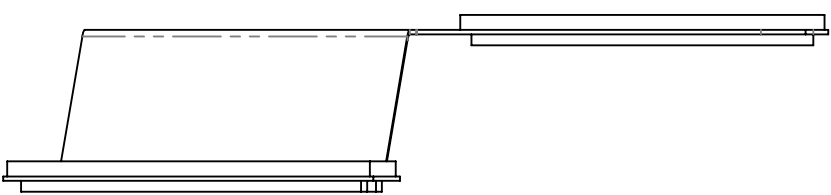
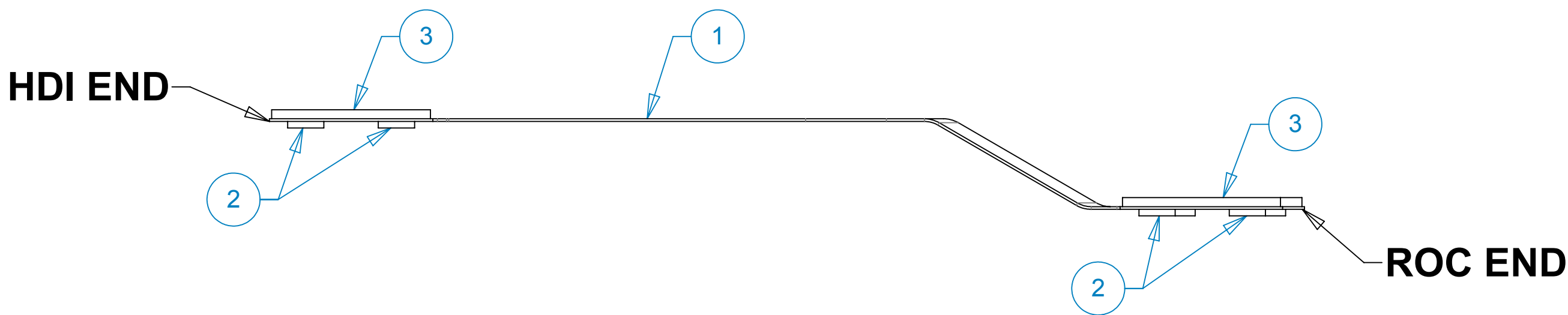
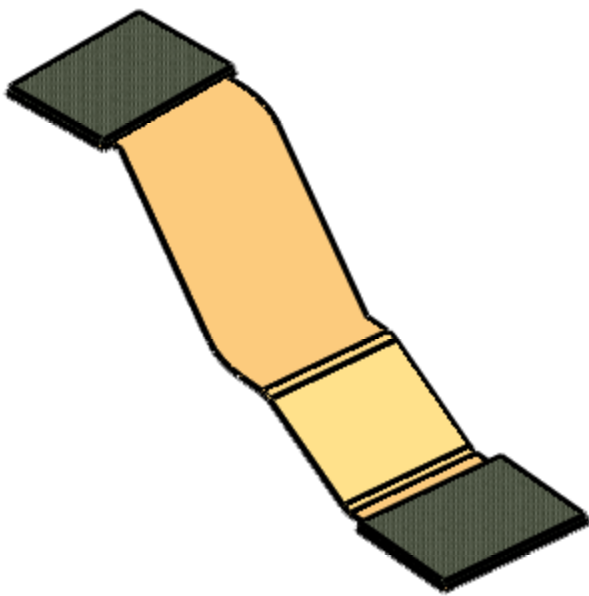


8 7 6 5 4 3 2 1

REVISIONS			
REV	DESCRIPTION	DATE	APPROVED
A	MODIFIED JOGS AT ROC END	4-2011	WALT



SECTION A-A

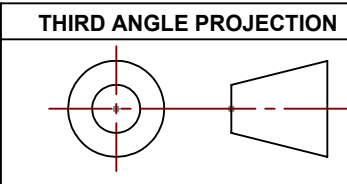


SEE SHEET 2  
FOR FLAT PATTERN VIEW

NOTES: UNLESS OTHER WISE SPECIFIED

1. ALL DIMENSIONS IN MILLIMETERS
2. DIMENSIONS AND TOLERANCING PER ASME Y14.5M-1994
3. PART NUMBER (DRAWING NO., DASH NO., REVISION NO., SERIAL NO.) TO BE CLEARLY MARKED ON THE PACKAGING BAG OR PART ITSELF.

THIS DOCUMENT CONTAINS INFORMATION THAT IS THE PROPRIETARY PROPERTY OF HYTEC, INC.  
REPRODUCTION, DISCLOSURE, OR RELEASE TO OTHERS, MANUALLY OR ELECTRONICALLY,  
IS STRICTLY PROHIBITED WITHOUT THE PRIOR WRITTEN CONSENT OF HYTEC, INC.



ITEM	QTY	PART NO.	DESCRIPTION	MATERIAL
1	1			Multi Layer Kapton (Currently Unspecified)/Cu Lam inate
2	4	DF18C-100DS-0.4V	Hirose Connector Receptacle	
3	2		Connector Backing	
PARTS LIST				
UNLESS OTHERWISE SPECIFIED: DIMENSIONS ARE IN MILLIMETERS -TOLERANCES-			CAD GENERATED DRAWING, DO NOT MANUALLY UPDATE DO NOT SCALE DRAWING	
DECIMALS X = +/- .5 .X = +/- .1 .XX = +/- .01 .XXX = +/- .001			ANGULAR .X = +/- 30° .XX = +/- 15° SURFACE FINISH = 250	
FINISH			DESIGNER	SIGNATURE
PART NO. 111-PHX-02-3502-1			Drawn	Roger L. Smith
			Checked	RJ Ponchione
			Engineer	RJ Ponchione
			Approved	Walt Sindheim
			DATE	DATE
			2/25/2010	2/25/2010
			4/12/2010	2/25/2010
			4/12/2010	4/12/2010
			SCALE	2:1
			REVISION	A
HYTEC, INC				
TITLE PHENIX CENTRAL UPGRADE FVTX STATION 4 EXTENSION CABLE 2A				
DWG. NO. 111-PHX-02-3502 D 1 of 2				
SIZE SHEET NO.				

8

7

6

5

4

3

2

1

D

D

C

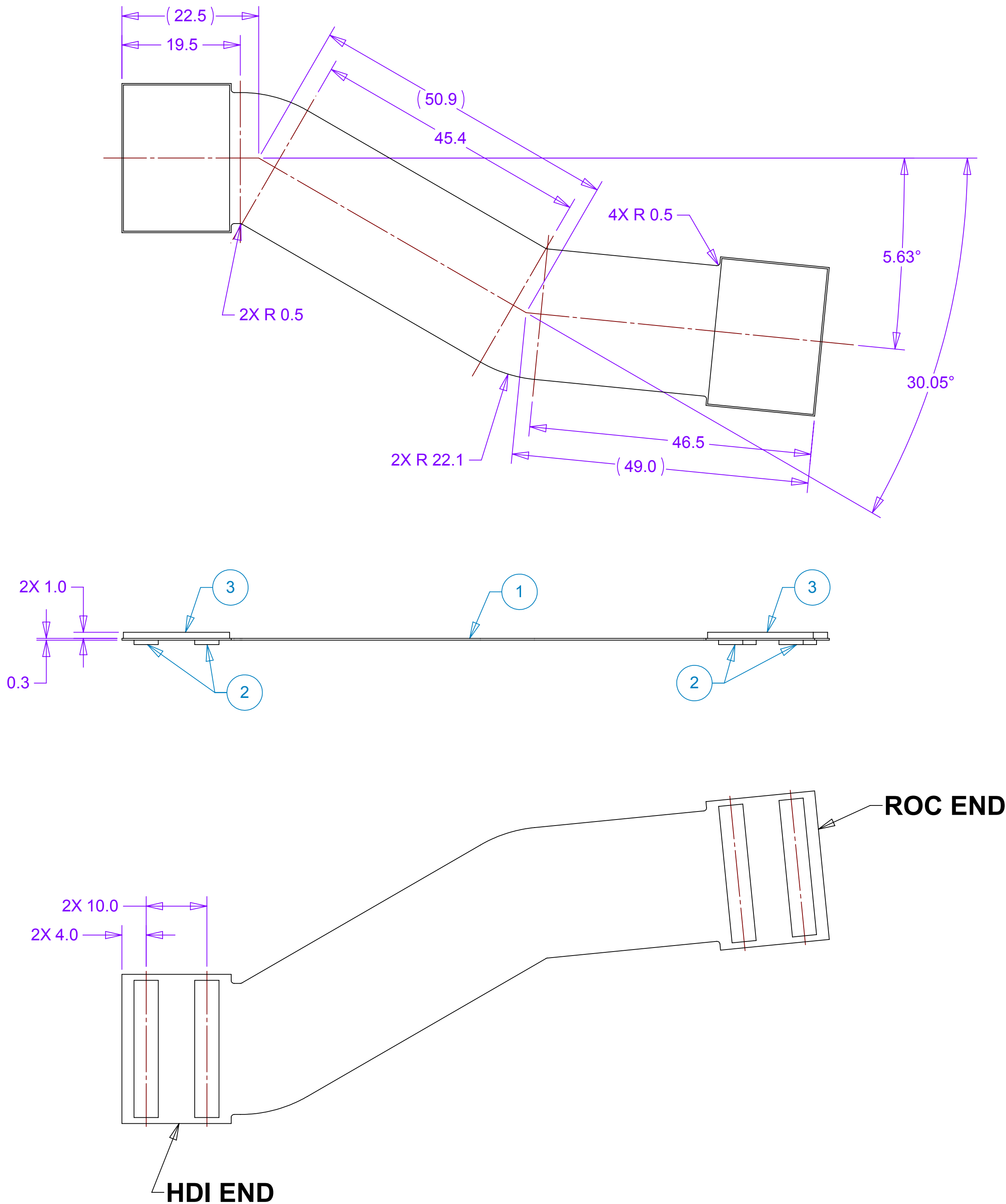
C

B

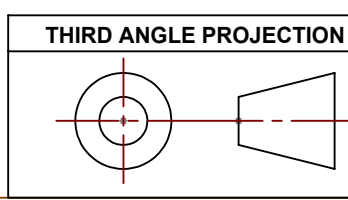
B

A

A



THIS DOCUMENT CONTAINS INFORMATION THAT IS THE PROPRIETARY PROPERTY OF HYTEC, INC.  
REPRODUCTION, DISCLOSURE, OR RELEASE TO OTHERS, MANUALLY OR ELECTRONICALLY,  
IS STRICTLY PROHIBITED WITHOUT THE PRIOR WRITTEN CONSENT OF HYTEC, INC.



UNLESS OTHERWISE SPECIFIED: DIMENSIONS ARE IN MILLIMETERS -TOLERANCES-		CAD GENERATED DRAWING, DO NOT MANUALLY UPDATE DO NOT SCALE DRAWING		<b>HYTEC, INC</b>	
DECIMALS X = +/- .5 .X = +/- .1 .XX = +/- .01 .XXX = +/- .001	ANGULAR .X = +/- 30° .XX = +/- 15° SURFACE FINISH = 250			TITLE <b>PHENIX CENTRAL UPGRADE FVTX STATION 4 EXTENSION CABLE 2A</b>	
FINISH			SIGNATURE	DATE	
		Designer	Roger L. Smith	2/25/2010	
		Drawn	Roger L. Smith	2/25/2010	
		Checked	RJ Ponchione	4/12/2010	
		Engineer	RJ Ponchione	2/25/2010	
		Approved	Walt Sindheim	4/12/2010	
PART NO. <b>111-PHX-02-3502-1</b>		DWG. NO.	SIZE	SHEET NO.	
			<b>111-PHX-02-3502 D</b>	<b>2 of 2</b>	
		SCALE	2:1	REVISION	A

8

7

6

5

4

3

2

1